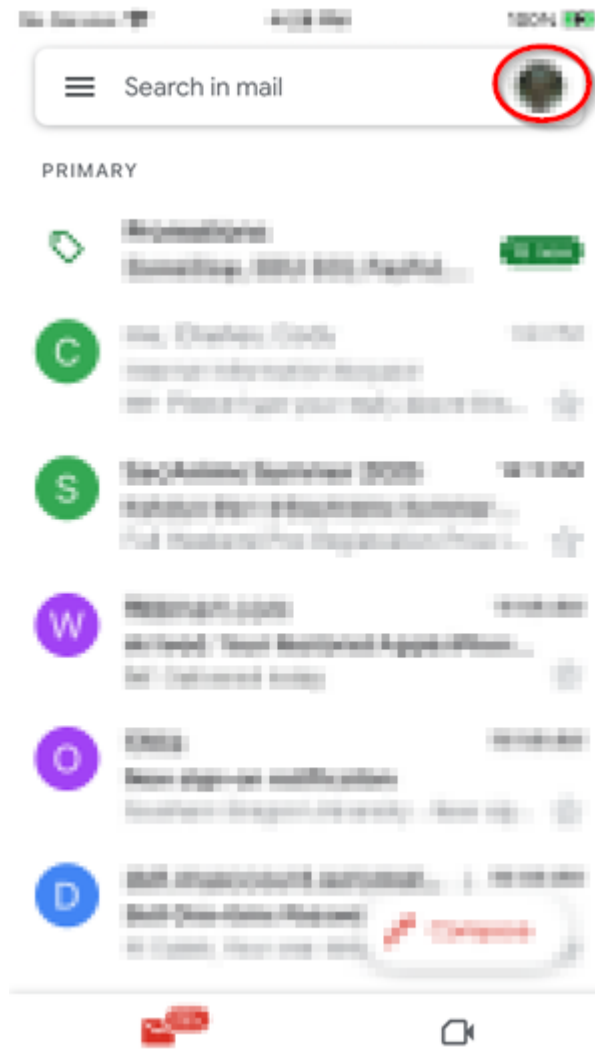


## Accessing SOU Gmail on your iOS device (iPhone, iPod Touch, iPad)

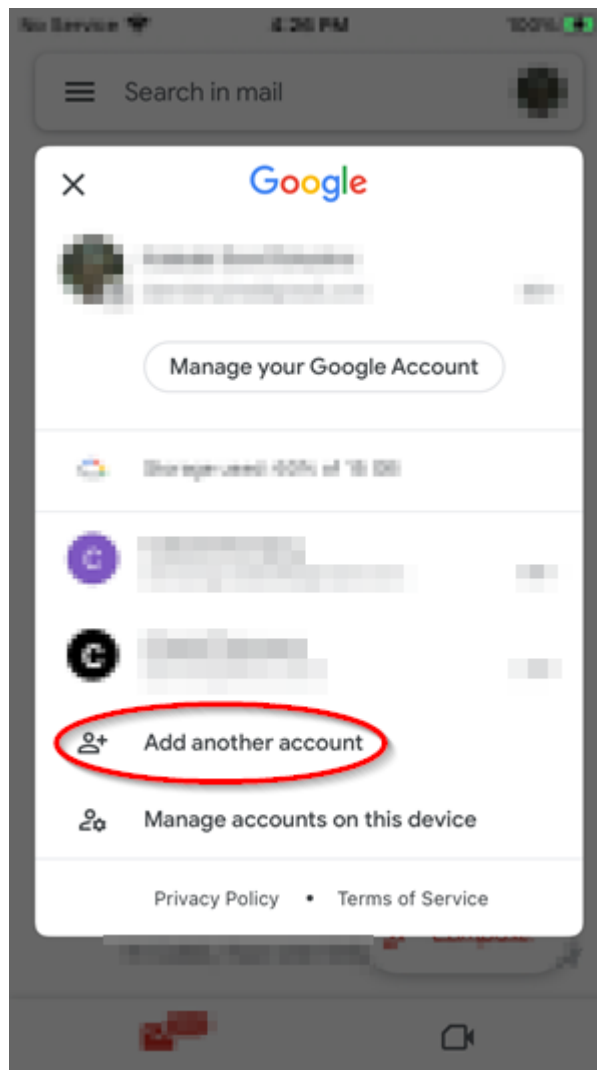
Brad Christ - 2025-06-13 - Comments (0) - iOS

To configure the **Mail** app on an **Apple** device for access to **SOU Gmail**, just follow these steps:


- Open the **Google Accounts** button on your device.



- Select **Add another account**.




- Tap **Google**.



o

- Enter your **SOU account** information, being sure to use your full **SOU Gmail** address, including '@sou.edu'.

Cancel    ccounts.google.com    AA    ↻




## Sign in

with your Google Account. You'll also sign in to Google services in your apps & Safari.

Email or phone

[Forgot email?](#)

[Create account](#)    [Next](#)

<    >    

- **Sign into** your **SOU** account.

**inside SOU**

---

### Sign In

Username

[Next](#)

[Unlock account?](#)

[Help](#)

[By accessing this system you are agreeing to follow the university's Acceptable Use Policy](#)

- And you're done.