

Faculty: Clean Up Announcement Forums


Hart Wilson - 2018-11-13 - 0 Comments - in Faculty

Every course shell is created with an **Announcements** forum that is tied to the **Latest news** block. When we import a prior course into a new term's course shell, we also bring over any announcement forums that exist in the prior course. Deleting the extra announcement links will not only tidy up your course, it will ensure that the announcements you post appear in the **Latest news** block. Having announcements linked in the **Latest news** block greatly increases the chances that learners will see important course messages.

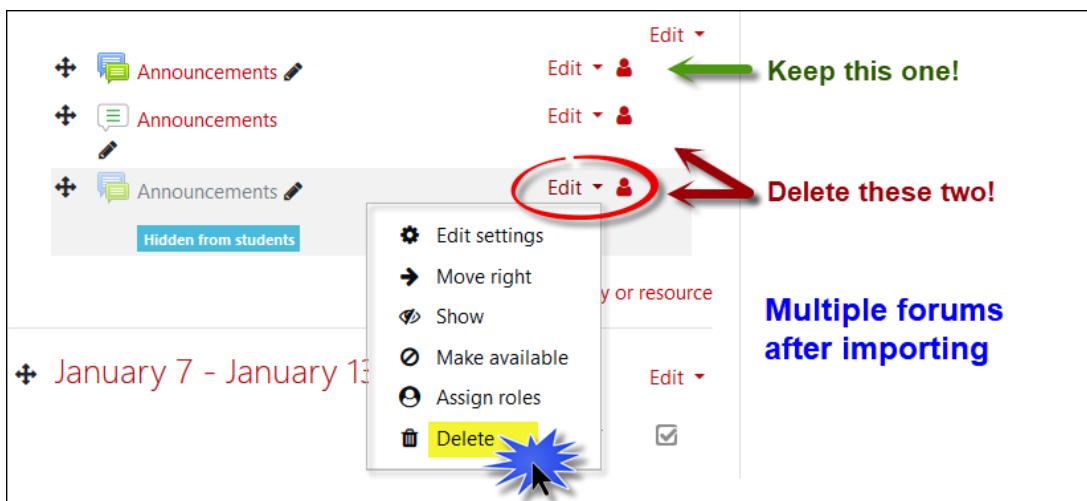
When you first open a new course shell, you'll see one **Announcements** forum.

FL 515 (3502-WI19) - Technology in the Classroom

[Home](#) / [My courses](#) / [FL 515 \(3502-WI19\)](#)

 **Announcements** **New term course shell = one Announcements forum**

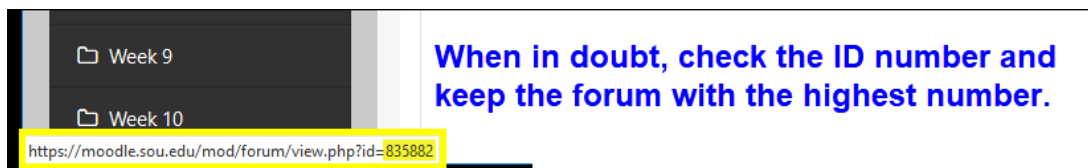
After you import content from your prior course, you will likely see at least three **Announcements** links on your course page. The one you want to keep is the topmost one — delete all others! (Turn editing on, click on the **Edit** link associated with a link you want to delete and click on **Delete**. Confirm the deletion.)



Multiple forums after importing

If you are uncertain which **Announcements** link to keep, hover over each link and look to

the bottom left margin of your page to check the ID number. The highest number will be the most recent **Announcements** forum that is linked to **Latest news**.



Week 9

Week 10

<https://moodle.sou.edu/mod/forum/view.php?id=835882>

When in doubt, check the ID number and keep the forum with the highest number.