

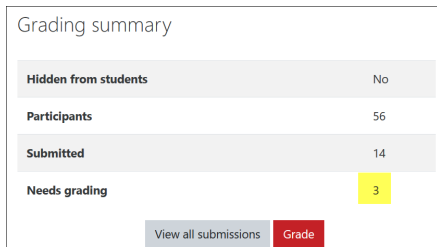
Faculty: Find Missing Assignment Files

Hart Wilson - 2020-11-11 - Comments (0) - Faculty

A funny thing happened to me on the way to grading.....

.... and it could happen to you!

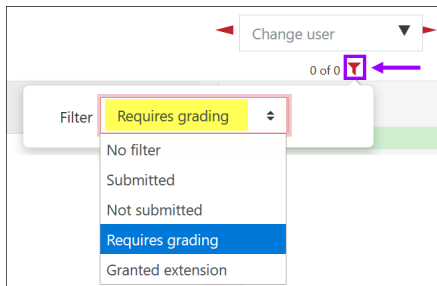
Moodle let me know that I had submissions that needed grading — I had set up the assignment link to notify me when submissions were made and the submissions also showed up in the Recent activity block. So, I opened the assignment link and confirmed that yes, indeed, I did have assignments to grade:



Grading summary	
Hidden from students	No
Participants	56
Submitted	14
Needs grading	3

View all submissions Grade

So, I clicked on the **Grade** link and my "**Requires grading**" filter said I had no submissions to grade.

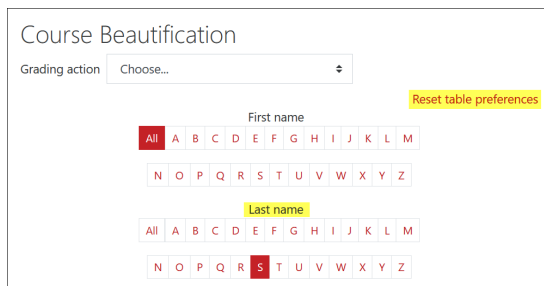


!!!

But how could that be! I knew that I had new submissions to review. Moodle told me three different ways that I had new submissions! Where were they?!

And this could happen to you (hence this article!).

What I figured out was that the last time I had looked at assignments in my course, I filtered the assignment results by S to locate a submission turned in with a specific learner. What Moodle does, it turns out, is maintain that filter **until I intentionally remove it**. Here's what it looked like when I reopened the assignment link using the **View all submissions** option:



Thus, Moodle was doing exactly what I had told it to do: filter out all of the assignments that need grading.... submitted by people whose last name starts with S. And there weren't any!

There are two ways to fix this: click on the **All** link or click on the link labeled **Reset table preferences**. As soon as I removed the restriction, voilà, I had three submissions to review.