



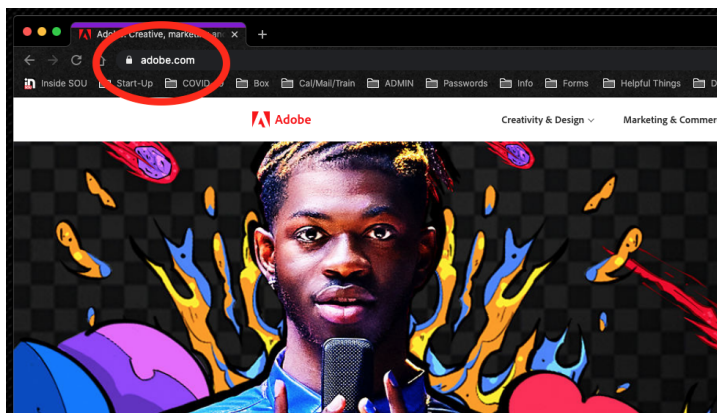
Knowledgebase > Software > Faculty/Staff > Installing Creative Cloud App for Mac and PC (Faculty/Staff)

## Installing Creative Cloud App for Mac and PC (Faculty/Staff)

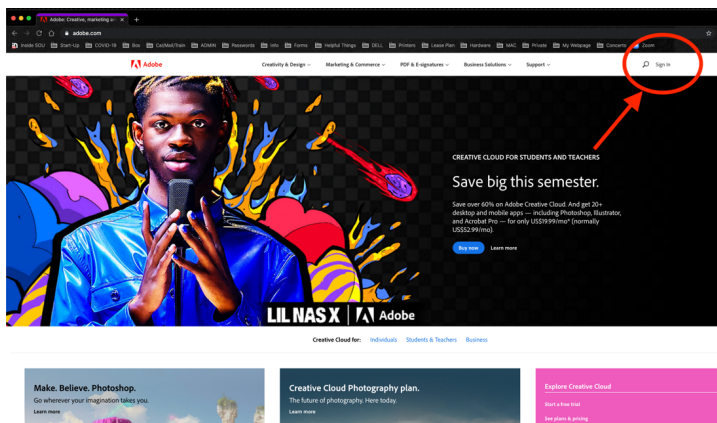
Ulrich Sommerauer - 2021-02-02 - Comments (0) - Faculty/Staff

### Installing Creative Cloud App for Mac and PC

Open the browser of your choice (Chrome, FireFox, Safari or Edge) and navigate to [www.adobe.com](http://www.adobe.com)



Sign in



Use your SOU email (Not your private one, this is important)

**Sign in**

New user? [Create an account](#)

Email address  
sommerau@sou.edu

Continue

Or

Continue with Google

Continue with Facebook

Continue with Apple

Protected by reCAPTCHA and subject to the Google [Privacy Policy](#) and [Terms of Service](#)

You will be redirected to our login prompt, if not, something is wrong. Stop right there and start over ☐



#### SOU Shibboleth Login Services

Username  
sommerau

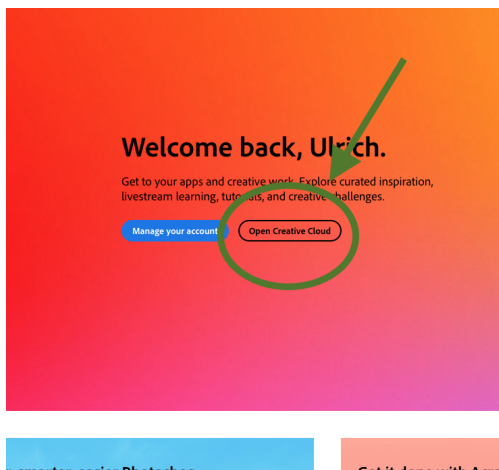
Password  
\*\*\*\*\*

Login

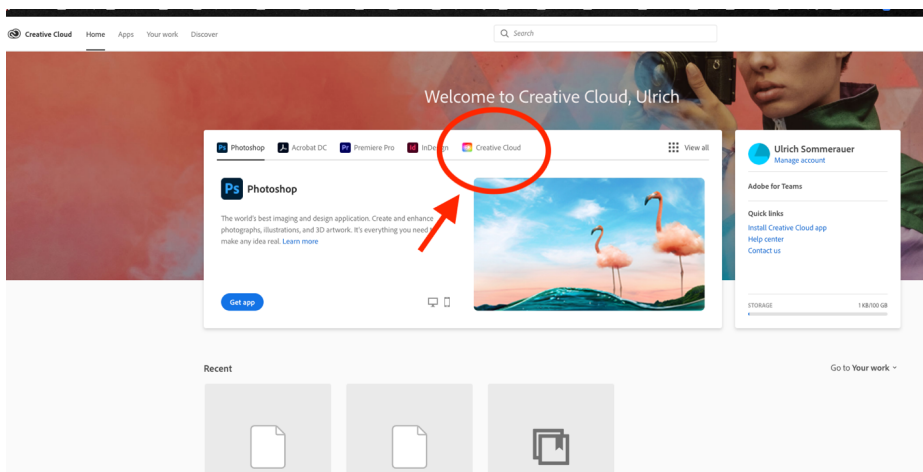
By logging into inside.sou.edu, you are agreeing to SOU's Computing Resources Acceptable Use Policy.  
**Need Help?**  
> For help with password resets or login issues, contact the IT Help Desk at 541-552-6900 or helpdesk@sou.edu.

All Content © 2019 Southern Oregon University 1250 Siskiyou Blvd  
541-552-7672


After you successfully logged in, locate the Creative Cloud link and click it.



Find the other Creative Cloud link and also click it

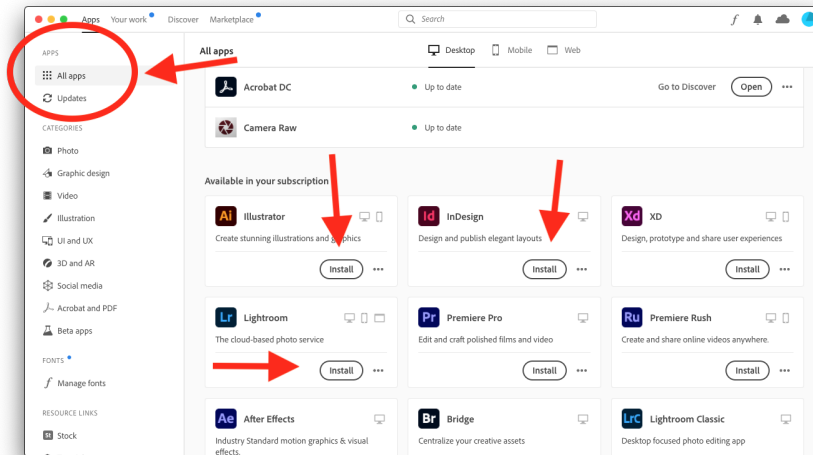


Click there, then download the App



Install the App. Once installed you will be asked to sign in (unless you still have the web interface open). After you gain access you can pick any of

the Apps in the Apps section to download and install.



You can use this license on 2 Computers simultaneously if you like.

I highly recommend only installing the Apps that you need ... the entire suite takes up quite a chunk of your local storage.

For faculty or staff your license will be good for the duration of your employment.

If this is a SOU owned Computer you may have to get with your Computing Coordinator to get the necessary install privileges. [Click this link to find out who your Coordinator is.](#)