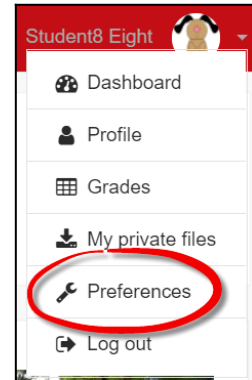


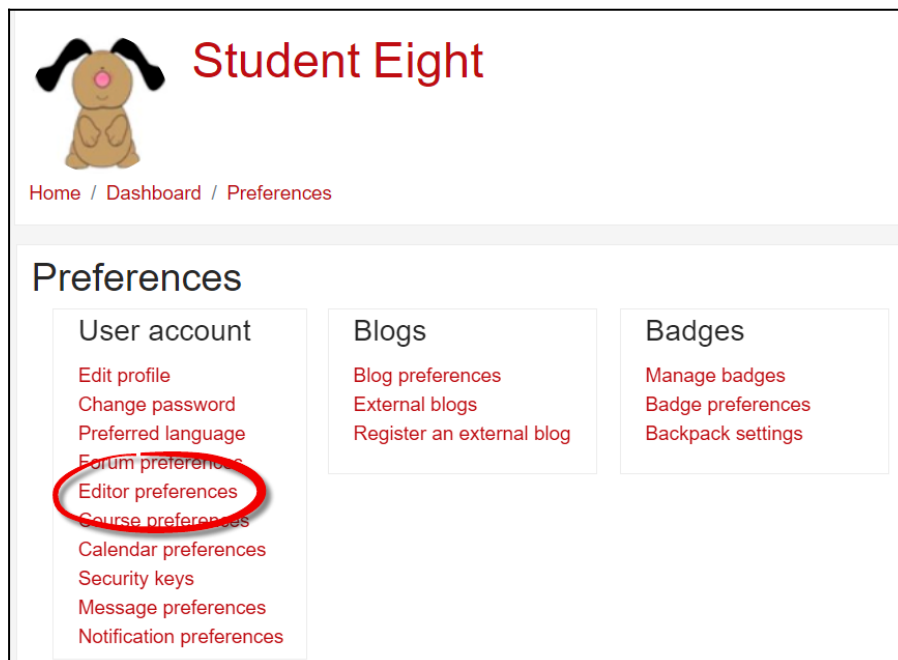
Students: Change Your Text Editor

Hart Wilson - 2018-01-13 - Comments (0) - Students


The "Atto" editor is the current default text editor in Moodle. Atto was created to provide more accessible content online. Our set of Atto tools includes some advanced functions, but you may be missing some of the functionality of the former editor (TinyMCE). You can switch between these editors very easily by following these instructions:



1. Use the pull-down user menu in the top right hand corner of any Moodle page to select **Preferences**.
2. On the Preferences page, select **Editor preferences**.
3. From the pull-down menu, select **TinyMCE HTML editor**.
4. **Save changes**.



Editor preferences

Text editor 

Default editor

Default editor

Atto HTML editor

TinyMCE HTML editor

Plain text area

Save changes

Cancel