

[Knowledgebase](#) > [Moodle](#) > [Faculty](#) > [Faculty: Journal Activity](#)

Faculty: Journal Activity

Hart Wilson - 2025-08-29 - [Comments \(0\)](#) - [Faculty](#)

Important Note: The team responsible for creating and maintaining the journal "plugin" for Moodle upgraded it in 2025. As a result, it is **no longer possible to import a course in its entirety** if journals are present. You can [import "Some"](#) and leave the journals out of the import, then either reproduce the journals in the new course shell or switch to using online text assignments instead of the journal activity.

This activity allows students to continue to add to an online text assignment over time. Points are recorded just once, but instructor feedback can be entered as often as you like in response to student reflections.

When students open the link, they can enter their response.



The screenshot shows the 'Week One Journal' form. At the top, it asks 'How is your internship going?'. Below this is a text entry area with a rich text editor toolbar. The toolbar includes buttons for undo, redo, paragraph, bulleted list, numbered list, decrease indent, increase indent, bold, italic, link, unlink, insert image, insert video, and fullscreen. The text area contains the entry: 'I'm already learning a lot in my internship, even though it just started.....'. Below the text area is a 'Path' field showing 'p » span'. At the bottom of the form are 'Save changes' and 'Cancel' buttons. A red box highlights the 'Save changes' button. A message at the bottom states: 'There are required fields in this form marked [red icon]'.

Student view after saving:



The screenshot shows the 'Week One Journal' student view after saving. It displays the title 'Week One Journal' and the question 'How is your internship going?'. Below this is a button labeled 'Start or edit my journal entry'. The text entry 'I'm already learning a lot in my internship, even though it just started.....' is shown. At the bottom, it indicates 'Last edited: Tuesday, November 7, 2017, 3:04 PM (13 words)'.

On the instructor side, this is how you access student journal submissions:

Week One Journal

How is your internship going?


Start or edit my journal entry

You have not started this journal yet

View 1 journal entries

Once you view submissions, you can assign grades and provide feedback:


Entries

 Student2 Two Last edited: Tuesday, November 7, 2017, 3:04 PM


I'm already learning a lot in my internship, even though it just started.....

Feedback: No grade... ▾

Feedback to student.

 Super Moodler

No entry

 Student1 One

No entry